

Anabolic Lab™

Analytical Lab Testing for
Anabolic Steroid Harm Reduction

<https://anaboliclab.com>

Lab Report – May 4, 2016

Pharmacom Labs
Stanos (10 mg/tablet)
Stanozolol



If you like the attached report, please visit [our website](https://anaboliclab.com) to find out how you can support independent and objective lab testing.



Simec AG

Areal Bleiche West Postfach 413 CH - 4800 Zofingen
Telefon +41 62 752 83 08 Fax +41 62 752 83 09
E-Mail: info@simec.ch www.simec.ch

Test report

Number **C 42372**

Object of analysis: Pharmacom Labs Stanos

Customer: AnabolicLab.com

Samples: 1

Batch: JIHKJ241

Receipt: 24.03.2016

Subject: Assay, Identification Stanozolol

Method(s): HPLC

Sample / Analysis:	Method	Status	Result	Specification	complies
<u>Stanozolol:</u>					
Identification	HPLC	N	complies	complies	yes
Content	HPLC	N	9.82 mg/tablet	10 mg/tablet	-

Method-status: G = GMP A = accredited V = generally validated P = validated on product N = not validated
E = external lab

Remarks: The sample(s) mentioned above have been analysed as they have been sent to us by the client. We have not controlled external processes like manufacturing, labelling, sampling, shipping, storage. These results are for information only and do not compensate for correct quality control by the manufacturer/distributor. Generally, pharmaceutical products have to be produced and distributed under full GMP/GDP regime, including GMP-compliant analyses with validated methods.

Signatures:  **controlled & released:**

 **Staff:**

completed:
04.05.2016

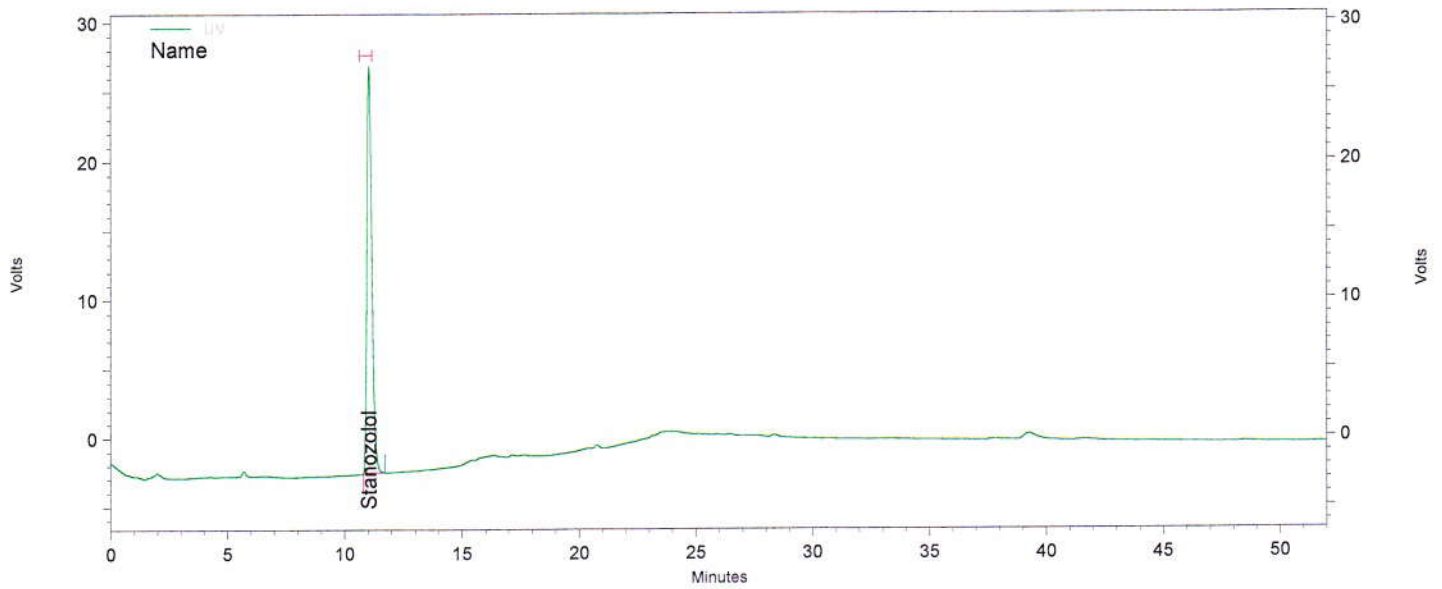
The enclosed results refer exclusively to the object of examination described above. The measuring accuracy is available on request. Only handwritten signatures are valid. Without written permission, it is not allowed to publish single parts of this report.

page 1 of 1

Report steroid analysis

HPLC: Nr.5
 Analysendatum: 04.05.2016 00:01:55
 Vial: 88
 Probenidentifikation: C42372 A
 Operator: admin
 Chrom.-Beding.: ACN / Wasser, gradient
 Temperatur: 40 °C
 Säule: Nr. 121, 250 x 4,6, C18
 Detektion: UV 240nm

Druckdatum: 04.05.2016 08:21:55
 Injektvolumen: 20



Channel A

UV Results

Name	Time	Area	Amount	Area Percent
Stanozolol	11,040	1726446	0,000	100,000
Methenolone enanthate			0,000 BDL	

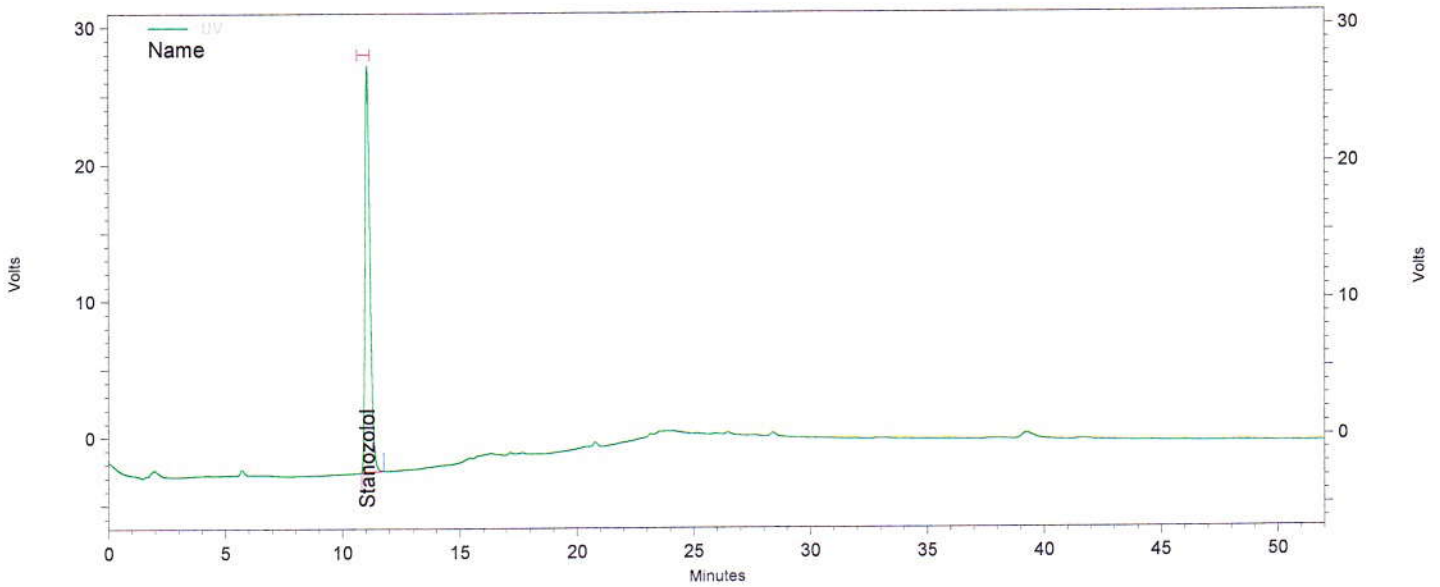
Totals		1726446	0,000	100,000
--------	--	---------	-------	---------

Daten File: C:\EZChrom Elite\Enterprise\Projects\Simec\Data\2016\Mai 2016\02,05,16\Diverse Steroide\016_C42372 A-Rep1.dat
 Methode: C:\EZChrom Elite\Enterprise\Projects\Simec\Method\Steroide\Steroide A.met

Report steroid analysis

HPLC: Nr.5
 Analysendatum: 04.05.2016 00:55:22
 Vial: 88
 Probenidentifikation: C42372 A
 Operator: admin
 Chrom.-Beding. ACN / Wasser, gradient
 Temperatur: 40 °C
 Säule Nr. 121, 250 x 4,6, C18
 Detektion: UV 240nm

Druckdatum: 04.05.2016 08:21:59
 Injektvolumen: 20



Channel A

UV Results

Name	Time	Area	Amount	Area Percent
Stanozolol	11,057	1734850	0,000	100,000
Methenolone enanthate			0,000 BDL	

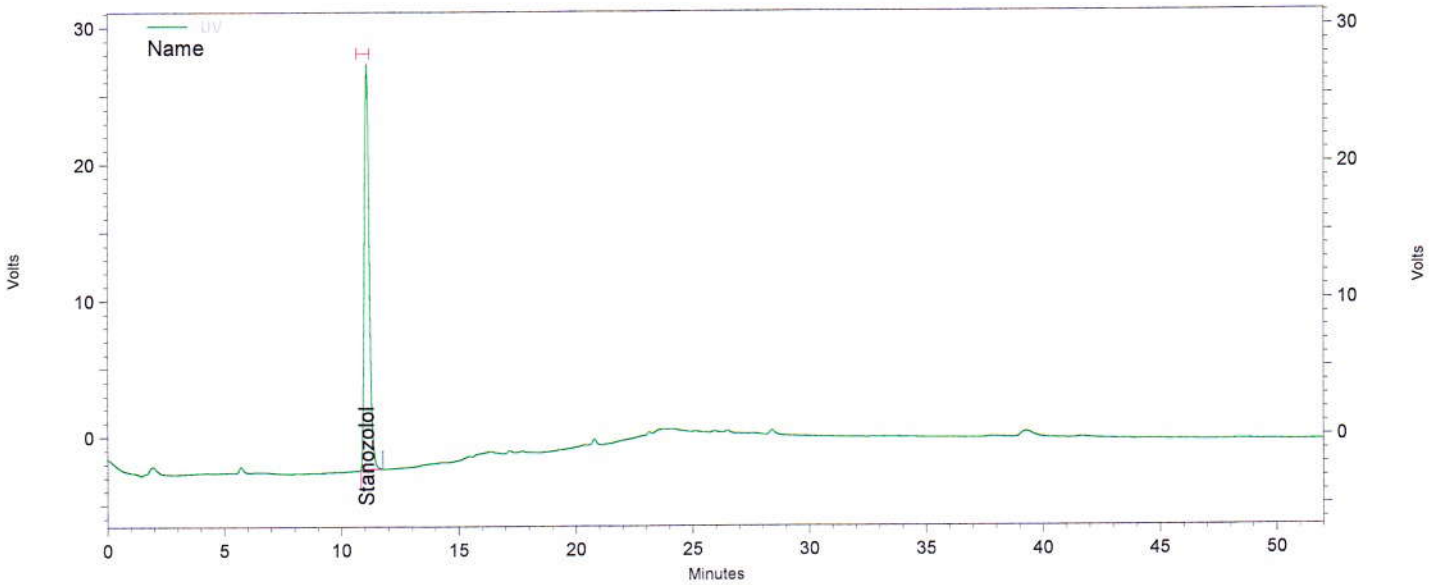
Totals		1734850	0,000	100,000
--------	--	---------	-------	---------

Daten File: C:\EZChrom Elite\Enterprise\Projects\Simec\Data\2016\Mai 2016\02,05,16\Diverse Steroide\016_C42372 A-Rep2.dat
 Methode: C:\EZChrom Elite\Enterprise\Projects\Simec\Method\Steroide\Steroide A.met

Report steroid analysis

HPLC: Nr.5
 Analysendatum: 04.05.2016 01:48:44
 Vial: 88
 Probenidentifikation: C42372 A
 Operator: admin
 Chrom.-Beding. ACN / Wasser, gradient
 Temperatur: 40 °C
 Säule Nr. 121, 250 x 4,6, C18
 Detektion: UV 240nm

Druckdatum: 04.05.2016 08:22:03
 Injektvolumen: 20



Channel A

UV Results

Name	Time	Area	Amount	Area Percent
Stanozolol	11,067	1724993	0,000	100,000
Methenolone enanthate			0,000 BDL	

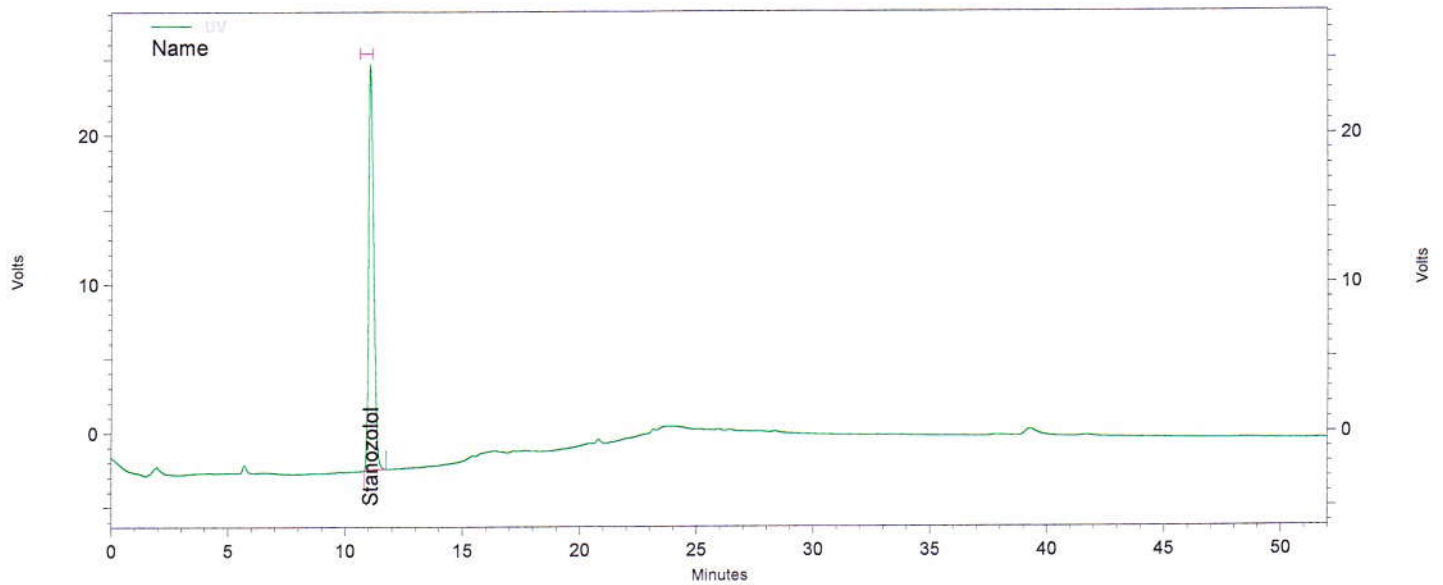
Totals		1724993	0,000	100,000
--------	--	---------	-------	---------

Daten File: C:\EZChrom Elite\Enterprise\Projects\Simec\Data\2016\Mai 2016\02,05,16\Diverse Steroide\016_C42372 A-Rep3.dat
 Methode: C:\EZChrom Elite\Enterprise\Projects\Simec\Method\Steroide\Steroide A.met

Report steroid analysis

HPLC: Nr.5
 Analysendatum: 04.05.2016 02:42:07
 Vial: 89
 Probenidentifikation: C42372 B
 Operator: admin
 Chrom.-Beding. ACN / Wasser, gradient
 Temperatur: 40 °C
 Säule Nr. 121, 250 x 4,6, C18
 Detektion: UV 240nm

Druckdatum: 04.05.2016 08:22:07
 Injektvolumen: 20



Channel A

UV Results

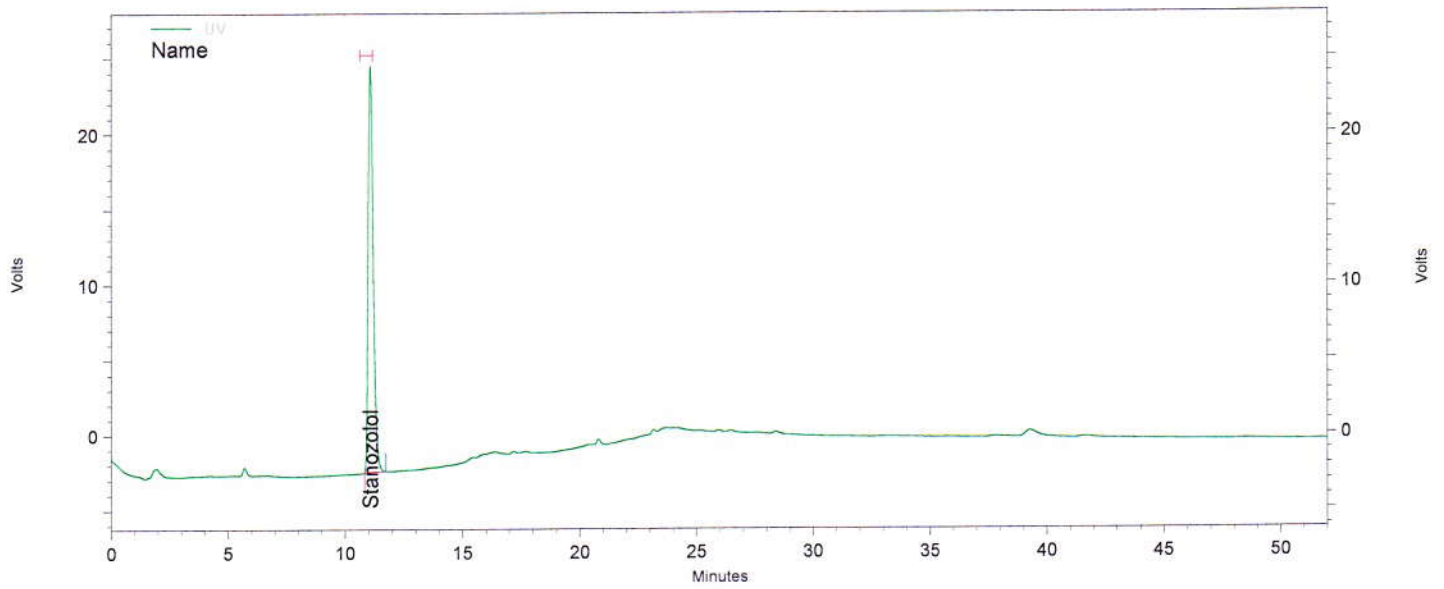
Name	Time	Area	Amount	Area Percent
Stanozolol	11,073	1606959	0,000	100,000
Methenolone enanthate			0,000 BDL	

Totals		1606959	0,000	100,000
--------	--	---------	-------	---------

Daten File: C:\EZChrom Elite\Enterprise\Projects\Simec\Data\2016\Mai 2016\02,05,16\Diverse Steroide\017_C42372 B-Rep1.dat
 Methode: C:\EZChrom Elite\Enterprise\Projects\Simec\Method\Steroide\Steroide A.met

Report steroid analysis

HPLC:	Nr.5	Druckdatum:	04.05.2016 08:22:11
Analysendatum:	04.05.2016 03:35:29	Injektvolumen:	20
Vial:	89		
Probenidentifikation:	C42372 B		
Operator:	admin		
Chrom.-Beding.	ACN / Wasser, gradient		
Temperatur:	40 °C		
Säule	Nr. 121, 250 x 4,6, C18		
Detektion:	UV 240nm		



Channel A

UV Results

Name	Time	Area	Amount	Area Percent
Stanozolol	11,073	1608013	0,000	100,000
Methenolone enanthate			0,000 BDL	

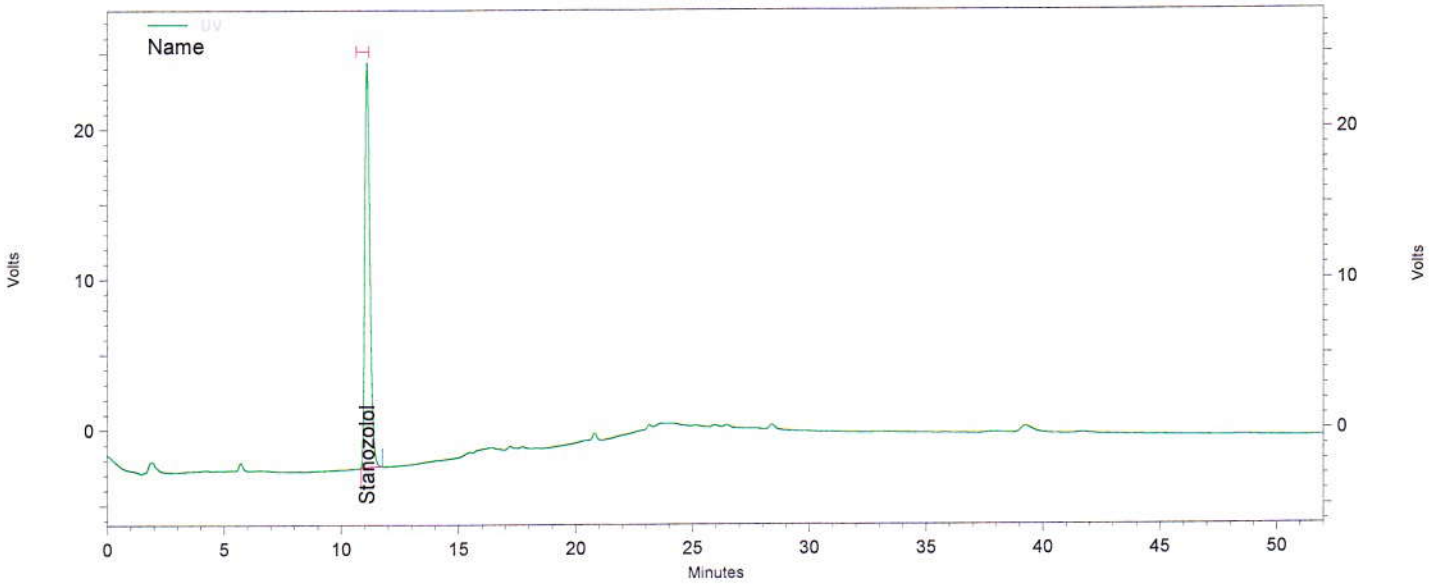
Totals		1608013	0,000	100,000
--------	--	---------	-------	---------

Daten File: C:\EZChrom Elite\Enterprise\Projects\Simec\Data\2016\Mai 2016\02,05,16\Diverse Steroide\017_C42372 B-Rep2.dat
 Methode: C:\EZChrom Elite\Enterprise\Projects\Simec\Method\Steroide\Steroide A.met

Report steroid analysis

HPLC: Nr.5
 Analysendatum: 04.05.2016 04:28:53
 Vial: 89
 Probenidentifikation: C42372 B
 Operator: admin
 Chrom.-Beding. ACN / Wasser, gradient
 Temperatur: 40 °C
 Säule Nr. 121, 250 x 4,6, C18
 Detektion: UV 240nm

Druckdatum: 04.05.2016 08:22:15
 Injektvolumen: 20



Channel A

UV Results

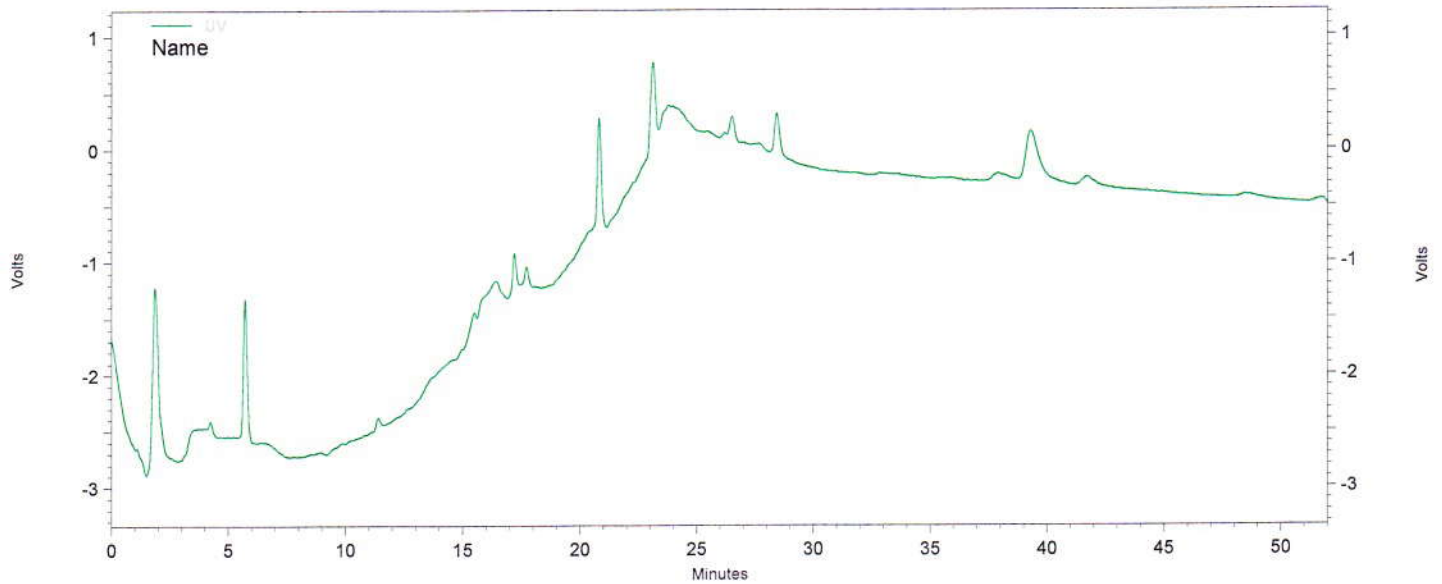
Name	Time	Area	Amount	Area Percent
Stanozolol	11,093	1603097	0,000	100,000
Methenolone enanthate			0,000 BDL	

Totals		1603097	0,000	100,000
--------	--	---------	-------	---------

Daten File: C:\EZChrom Elite\Enterprise\Projects\Simec\Data\2016\Mai 2016\02,05,16\Diverse Steroide\017_C42372 B-Rep3.dat
 Methode: C:\EZChrom Elite\Enterprise\Projects\Simec\Method\Steroide\Steroide A.met

Report steroid analysis

HPLC:	Nr.5	Druckdatum:	04.05.2016 11:38:25
Analysendatum:	04.05.2016 05:22:17	Injektvolumen:	20
Vial:	1		
Probenidentifikation:	Blank		
Operator:	admin		
Chrom.-Beding.	ACN / Wasser, gradient		
Temperatur:	40 °C		
Säule	Nr. 121, 250 x 4,6, C18		
Detektion:	UV 240nm		



Channel A

UV Results

Name	Time	Area	Amount	Area Percent
Stanozolol			0,000 BDL	
Methenolone enanthate			0,000 BDL	

Totals				
--------	--	--	--	--

Daten File: C:\EZChrom Elite\Enterprise\Projects\Simec\Data\2016\Mai 2016\02,05,16\Diverse Steroide\018_Blank.dat
 Methode: C:\EZChrom Elite\Enterprise\Projects\Simec\Method\Steroide\Steroide A.met